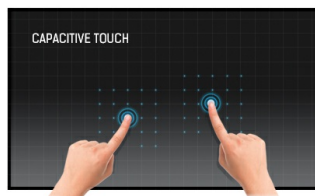





## Open Frame PCAP 10 point touch screen equipped with a foam seal finish for seamless integration

The ProLite TF2415MC-B1 (23.8 inch) uses PCAP touch technology and is built into an eye-catching bezel with edge-to-edge glass. Thanks to a glass overlay covering the screen and a rugged bezel, it guarantees high durability and scratch-resistance, making it perfect for kiosk and high use public facing applications. Equipped with a foam seal finish it supports seamless integration into kiosks and provides IP65 rating resulting in dust and water resistance from the front. Landscape, portrait and face-up orientation ensures flexible mounting possibilities in almost any installation. For ease of integration, the TF2415MC-B1 comes equipped with external mounting brackets making it an ideal solution for kiosk integrators, industrial environments, control rooms and interactive multimedia.



### Touch technology - Capacitive

This technology uses a sensor-grid of micro-fine wires integrated into the glass that covers the screen. Touch is detected because electrical characteristics of the sensor grid change when human finger is placed on the glass. Thanks to the glass overlay this technology is highly durable, and the touch function remains unaffected even if the glass is scratched. It offers perfect picture performance and will work with human finger (also latex gloved) and stylus-pen.



### Foam Seal

A foam seal finish (8mm) around the monitor ensures seamless integration and optimal dust protection.

## 01 DISPLAY CHARACTERISTICS

Design	Open Frame
Diagonal	23.8", 60.5cm
Panel	VA LED
Native resolution	1920 x 1080 (2.1 megapixel Full HD)
Aspect ratio	16:9
Brightness	250 cd/m <sup>2</sup> typical
Brightness	215 cd/m <sup>2</sup> with touch
Static contrast	3000:1 with touch
Light transmittance	85%
Response time (GTG)	16ms
Viewing zone	horizontal/vertical: 178°/178°, right/left: 89°/89°, up/down: 89°/89°
Horizontal Sync	31.4 - 82kHz
Viewable area W x H	527.04 x 296.46mm, 20.7 x 11.7"
Pixel pitch	0.2745mm
Bezel colour and finish	black

## 02 TOUCH

Touch technology	projective capacitive
Touch points	10 (HID, only with supported OS)
Touch method	stylus, finger, glove (latex)
Touch interface	USB
Supported operating systems	All iiyama monitors are Plug & Play and compatible with Windows and Linux. For details regarding the supported OS for the touch models, please refer to the driver instruction file available in the downloads section.

## 03 INTERFACES / CONNECTORS / CONTROLS

Analog signal input	VGA x1
Digital signal input	HDMI x1 DisplayPort x1
Audio output	Mini jack x1
HDCP	yes

## 04 FEATURES

60950 Ball drop test	yes
Water and dust protection	IP65 (front)
Water tight seal	yes
OSD key lock	yes

## 05 GENERAL

OSD languages	EN, DE, FR, ES, IT, CN, JP
Control buttons	Menu, Scroll up/ Brightness, Scroll down/ Contrast, Select, Power
User controls	contrast, brightness, auto adjust, H.position, V.position, H.size, fine, OSD H.position, OSD V.position, OSD timeout, reset, input select, OSD language, colour temperature
Plug&Play	DDC2B

## 06 MECHANICAL

Orientation landscape, portrait, face-up

VESA mounting 100 x 100mm

## 07 ACCESSORIES INCLUDED

Cables power, USB, HDMI, DP

Guides quick start guide, safety guide

Other AC adapter, Touch Panel Driver Disk (CD-ROM), L-Bracket, external control pad

## 08 POWER MANAGEMENT

Power supply unit external

Power supply DC 12 V

Power usage 25W typical, 1.2W stand by, 1.2W off mode

## 09 SUSTAINABILITY

Regulations CB, CE, TÜV-Bauart, RoHS support, ErP, WEEE, CU, cULus, REACH

Energy efficiency class A

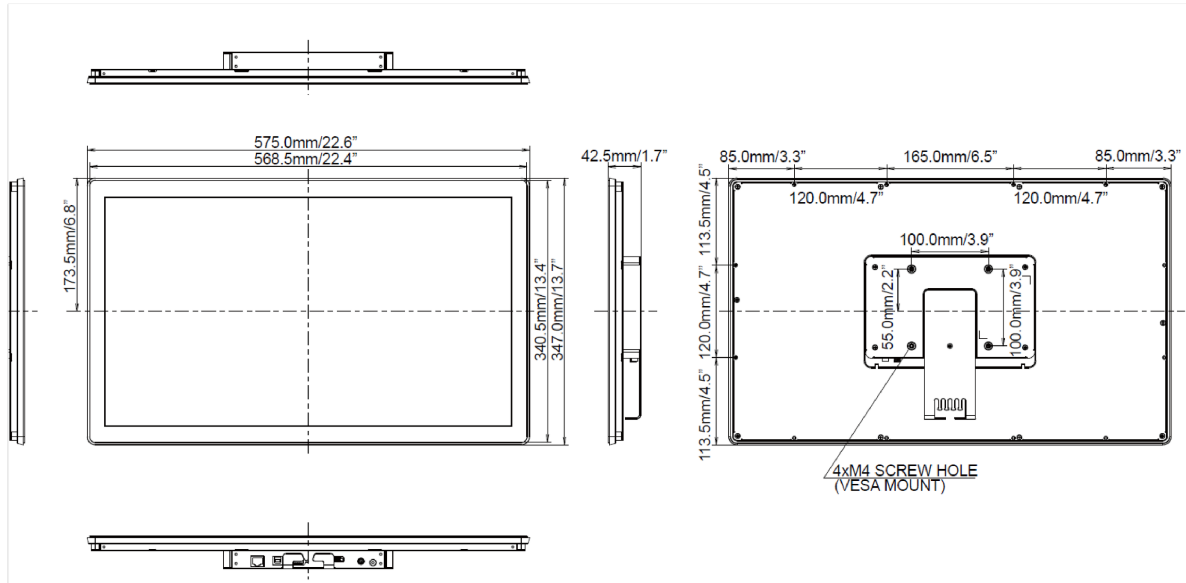
Other REACH SVHC above 0.1%: Lead

## 10 DIMENSIONS / WEIGHT

Product dimensions W x H x D 575 x 347 x 42.5mm

Weight (without box) 5.8kg

EAN code 4948570115921



## 11 EU ENERGY EFFICIENCY LABEL

Manufacturer	iiyama
Model	ProLite TF2415MC-B1
Energy efficiency class	A
Visible screen diagonal	60cm; 23.8"; (24" segment)
ON mode power consumption	21W
Annual energy consumption	31kWh/annum*
Power in Standby	1.2W stand by
Resolution	1920 x 1080

*This is information under Regulation (EU) No 1062/2010.\*Based on the power consumption of the television operating 4 hours per day for 365 days. The actual energy consumption will depend on how the television is used.*

*All trademarks and registered trademarks acknowledged. E & O E. Specification subject to change without notice. All LCD's comply with ISO-9241-307:2008 in connection with pixel defects.*

© IIYAMA CORPORATION. ALL RIGHTS RESERVED